

EDURUN

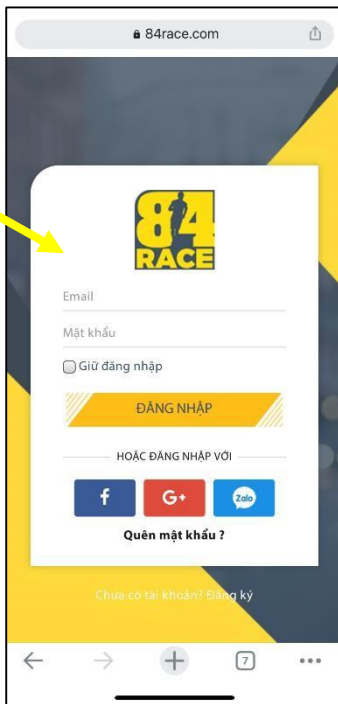
INSTALLATION &
LOGIN INSTRUCTIONS

MOBILE EDITION



**// VINSCHOOL
EDURUN 2022**

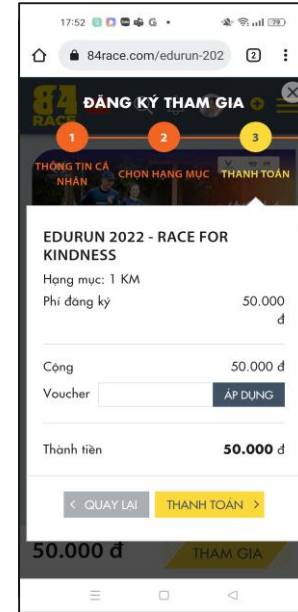
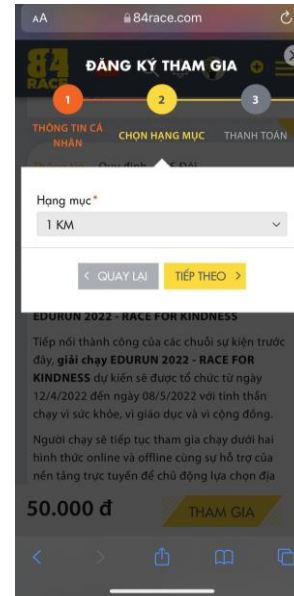
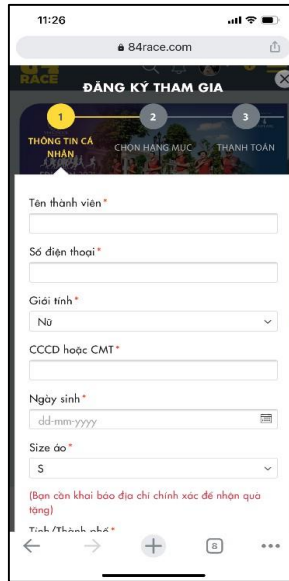
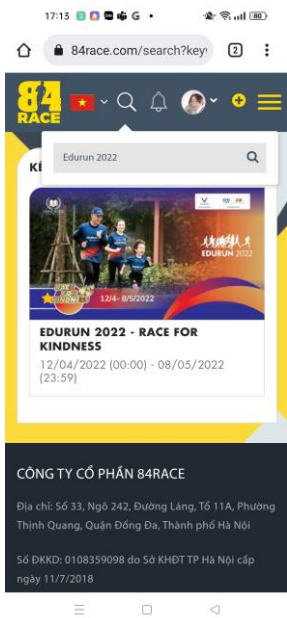
Step 1 : Visit the website of 84RACE and sign up for an account or log in to the system



- * Access <https://84race.com/>
- * To log in, click on the icon to open the login screen, enter your email and password to access your account.
- * To sign up for an 84RACE account, click on "Log in with Facebook" or "Log in with Zalo" and follow the instructions. Due to Google's security reasons, signing up with Gmail will be limited.

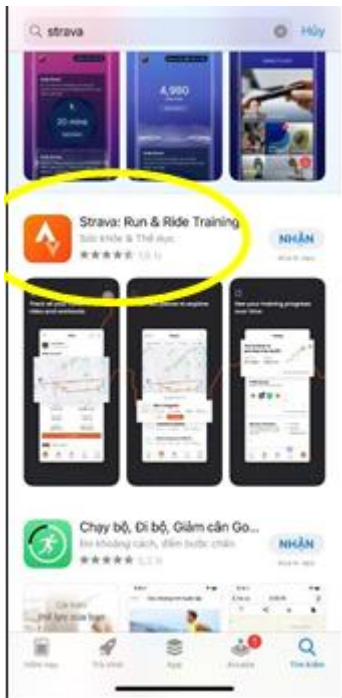
(Note: You need to use the same account to sign up or log in to 84RACE and Strava to ensure the running results to be recognized)

Step 2: Join EDURUN ✨ Log in to your 84RACE account on the website.



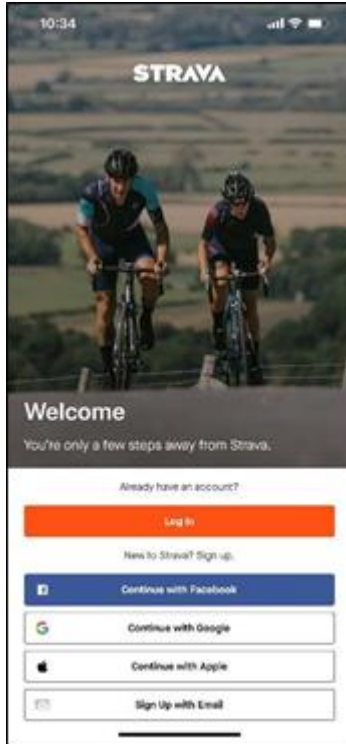
- ✨ After successfully logging in, enter “Edurun 2022” in the search box and tap “VINSCHOOL EDURUN 2022”.
- ✨ In the Information page, tap “JOIN” and fill in your “PERSONAL INFORMATION”, “CHOOSE CATEGORIES” and “PAYMENT”.
- ✨ Tap “REGISTER” to complete the procedure and join the run.

Step 3: Install Strava on your mobile device and sign up or log in to your Strava account



- ❄ Go to AppStore (for iPhone)/ Play Store (for other smartphones).
- ❄ In the search box, enter “Strava” and tap “Strava: Run & Ride Training” (for iPhone) or “Strava: Track Running, Cycling & Swimming” (for other phones) to install.

(Note: You need to use the same account to sign up or log in to 84RACE and Strava to ensure the running results to be recognized)

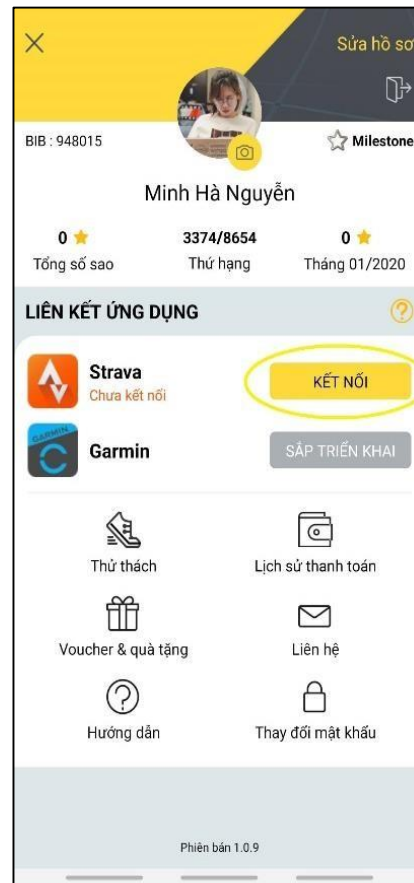


- ❄ To sign in, click on the “Log in” box, enter your email and password to access your account.
- ❄ To create a Strava account, select “Continue with Facebook”, “Continue with Google” or “Sign Up with Email” and follow the instructions.

Step 4: Connect your 84RACE and Strava accounts

(Note: Skip this step if you have already participated in the EDURUN in previous years)

- * Log in to your 84RACE account on the website.
- * After successfully logging in, click on the box showing the profile image in the upper right corner of the screen to open account settings.
- * In the "Application Links" section, tap "Connect" on the Strava app icon.



* You will be automatically redirected to the Strava login page. After logging in to your account, the Strava system will send you a request to confirm the connection of the 84RACE to Strava. Choose “Authorize” or “Verify”.

(Note: Tap “View your data about your private activities” for the journey to be saved.)

STRAVA

**84
RACE**

Cho phép 84Race kết nối với
Strava

Nền tảng xã hội chứng tộc ảo
<https://84race.com/>

84Race có thể:

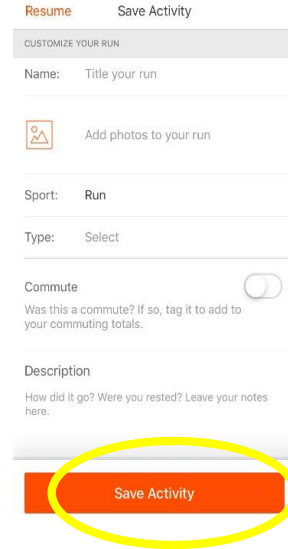
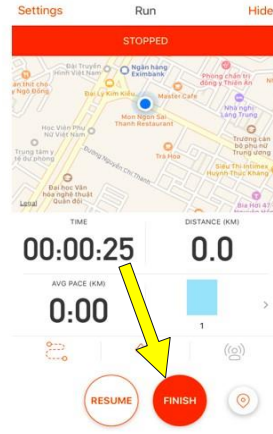
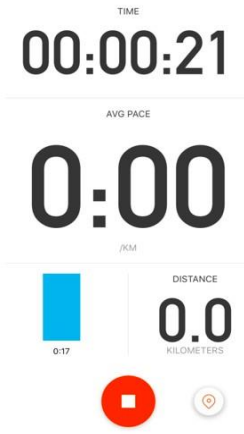
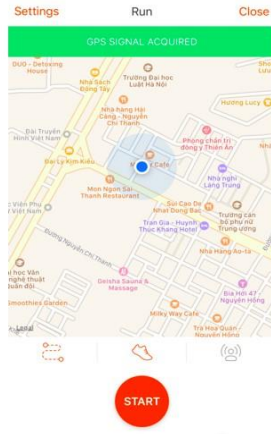
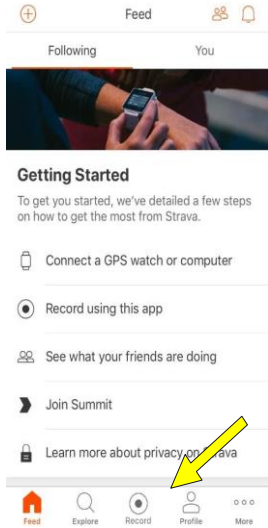
- Xem dữ liệu hồ sơ công khai của bạn (bắt buộc)
- Tham khảo dữ liệu của các hoạt động riêng tư của bạn

Các hoạt động của bạn sẽ không chứa dữ liệu nhịp tim
Có vẻ như bạn chưa ủy quyền cho Strava xử lý dữ liệu
nhịp tim của bạn. Thực hiện việc này trong phần Quyền
truy cập dữ liệu, trong cài đặt Strava, trước khi tải hoạt
động tiếp theo của bạn.

giấy phép

hủy bỏ

Step 5: Join the run and save the workouts on Strava



- * On the Strava interface, select "Record"
- * To join EDURUN, choose "Run" (the system will remember this option for future logins).
- * Remember to turn GPS on before pressing Start. Only when you see a green bar saying "GPS SIGNAL ACQUIRED", can you officially start.
- * As you finish, tap "Finish" for the results to be recognized.
- * Finally, choose "Save Activity" to get your daily workout recorded.

You can update the News in the Notifications section.

The screenshot displays the '84 RACE' mobile application interface. At the top, a dark navigation bar contains the '84 RACE' logo and menu items: 'Hướng dẫn', 'Thử thách', 'S-Race 2022', 'Bảng xếp hạng', 'Tin tức', 'Hoạt động của tôi', a flag icon, a search icon, and a notification bell icon. The main content area features a large banner for the 'EDURUN 2022 - RACE FOR KINDNESS' event, held from 12/4 to 8/5/2022. The banner includes logos for 'VINH SCHOOL' and 'EDURUN 2022'. Below the banner, a registration deadline is shown: 'Hạn đăng ký: 37 Ngày 06 Giờ 39 Phút 44 Giây'. A bottom navigation bar has tabs for 'Thông tin', 'Quy định', 'DS Đội', and 'Tracklogs'. The 'Thông tin' tab is selected, showing the event title 'EDURUN 2022 - RACE FOR KINDNESS' and the date range '12/04/2022 (00:00) - 08/05/2022 (23:59)'. A notifications dropdown menu is open on the right, titled 'Thông báo', listing four items: 'Thử thách #LONG RUN - đồng hành cùng CÚC PHƯƠNG 2022' (5 giờ trước), 'Thử thách #LONG RUN with LPCVN RUNNERS' (5 giờ trước), 'Thử thách #Firing run mùa 6' (1 ngày trước), and 'Bạn đã đăng ký tham gia thử thách #EDURUN 2022 - RACE FOR KINDNESS thành công.' (2 ngày trước). Below the notifications, there is a 'PHẦN THƯỞNG KHI HOÀN THÀNH' section with a 'Chứng nhận' button and a '27 người đã tham gia' section with a grid of profile icons.

The screenshot shows the 84RACE website interface. At the top, there is a navigation bar with the 84RACE logo and menu items: "Hướng dẫn", "Thử thách", "Bảng xếp hạng", "Tin tức", and "Hoạt động của tôi". A search icon, a notification bell, and a user profile icon are also present in the top right.

The main content area features a large white banner with a gold medal icon and confetti. The text reads: "Chúc mừng bạn đã hoàn thành thử thách!" (Congratulations on completing the challenge!). Below this, it says "Cảm ơn bạn đã tham gia và hãy tiếp tục cùng 84RACE chinh phục những giới hạn mới nhé!" (Thank you for participating and please continue with 84RACE to conquer new limits!). A yellow button with a gift icon says "MỞ HỘP QUÀ MAY MẮN" (Open lucky gift box), with "Số lượt còn lại 6/6" (6/6 attempts remaining) below it.

Below the banner is a large image of a group of people with the text "LONG RUN WEEKLY" overlaid in large yellow letters.

On the right side, there is a sidebar with the heading "MIỄN PHÍ" (Free). It contains a yellow button "ĐÃ KẾT THÚC" (Completed). Below that, it lists "Thời hạn đăng ký" (Registration deadline) as "17/01/2021 23:59 hoặc khi hết suất" (17/01/2021 23:59 or when full). Under "Hạng mục" (Categories), it lists four options: "10 KM (★)", "21.1 KM (★★)", "30 KM (★★★)", and "42.2 KM (★★★★)". Below this is the text "PHẦN THƯỞNG KHI HOÀN THÀNH" (Reward when completed). At the bottom of the sidebar, it says "322 người đã tham gia" (322 participants) and shows four small circular profile pictures.

Tap on each notification to see Results, Gifts, individual rankings, team rankings, tracklogs meeting the criteria of the race, etc.



For further details, please contact the Organizing Board
via phone number 0243.975.3333
ext. 6656 (for inquiries about the race)
or 0912.405.555 (for technical support).